

SUMMARY

PRE TRAVEL CHECKLIST P.3

INTRODUCTION AND HISTORY P.4

WHEN TO VISIT NEW ZEALAND P.5

NEW ZEALAND TRIP EXPENSES P.6

ACCOMODATION PLAN P.7

TRAVEL ITINERARY P.8

NEW ZEALAND MAP P.9

MUST-DO ACTIVITY NORTH ISLAND P.10

MUST-DO ACTIVITY SOUTH-ISLAND P.11




PRE-TRAVEL CHECKLIST



- BRING TECHNICAL CLOTHING FOR THE HIKES
- BOOK YOUR VAN IN ADVANCE TO GET THE BEST RATES.
- HAVE A TRAVEL CARD AND CASH
- PACK YOUR TRAVEL FIRST-AID KIT
- GET A TRAVEL INSURANCE (LIKE CHAPKA ASSURANCE)
- ENSURE YOUR PASSPORT HAS AT LEAST **SIX MONTHS** OF REMAINING VALIDITY

INTRODUCTION&HISTORY



Where does the name "New Zealand" comes from

When Abel Tasman arrived, he initially named the land "Staten Landt." Dutch cartographers later renamed it "Nova Zeelandia" after the Dutch province of Zeeland. This was eventually Anglicized to New Zealand. Today, New Zealand remains a part of the Commonwealth, with King Charles III as its Head of State.

History Check

Did you know that New Zealand's history begins with the Māori, a Polynesian people? They were the first inhabitants, arriving long before European colonization.

The first European explorers to sight the islands were Abel Tasman in 1642 (Fun fact: one of the most beautiful national parks, located in the South Island, is named after him) and, later, Captain James Cook.

In 1840, seeking to establish a colony and preempt potential French claims, the British Crown signed the Treaty of Waitangi with many Māori chiefs. This foundational document remains central to political debates today, particularly concerning the rights and status of the Māori people.

Geographic location

New Zealand consists of two main landmasses. The North Island (Te Ika-a-Māui) is known for its significant volcanic and geothermal activity, while the South Island (Te Waipounamu) is characterized by the Southern Alps mountain range and dramatic fjords.

Currency

The currency used is the New Zealand Dollar (NZD). (Note: Exchange rates fluctuate constantly. 1 NZD was approximately €0.49 and \$0.57 USD at the time of writing, but you should check the current rate.)

Languages

The official languages of New Zealand are English, Te Reo Māori (the Māori language), and New Zealand Sign Language (NZSL).



Best Times to Visit

01

Summer

December to February provides pleasant weather for outdoor activities.

02

Autumn

March to May showcases beautiful fall colors and mild temperatures, perfect for hiking and sightseeing.

03

Winter

June to August offers stunning snow-capped mountains, attracting ski enthusiasts and winter sports lovers alike.

04

Spring

September to November brings blooming flowers and warming weather, ideal for nature lovers and outdoor adventures.

05

Plan Your Trip

Be sure to check seasonal highlights to enhance your New Zealand experience.

When to visit New Zealand ?

There is no perfect season to visit New Zealand; it is truly a destination that can be enjoyed all year round, though each season certainly has its pros and cons.

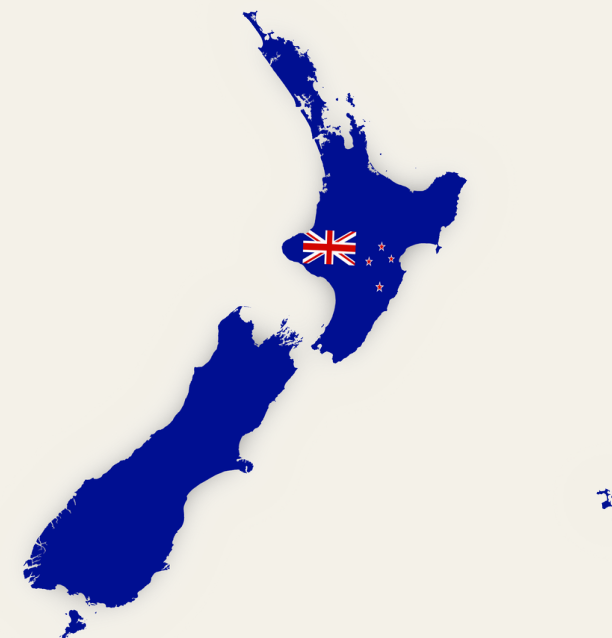
We chose to visit New Zealand during the winter, and the main advantages were:

- We were treated to incredible snowy landscapes.
- We could enjoy popular spots with very few other tourists (usually crowded places were nearly empty!).
- We benefited from cheaper flights and lower van rental costs.

Summer and warmer periods are generally preferable if your main goal is to complete long treks or hikes that could be dangerous during winter.

However, despite the cold, we were still able to complete most of the major hikes we wanted to do.

Ultimately, the choice depends on what suits your priorities and your budget best.



New Zealand Trip Expenses

DETAILS

€3,766

This trip's **total expenses** were €3,766, showcasing the financial commitment required for an adventurous 34-day journey. Each category highlights essential costs incurred during the experience.

Budgeting is crucial for ensuring a smooth trip. From **van rentals** to **visa fees**, every expense must be carefully considered. Understanding these costs helps future travelers plan their adventures effectively and enjoyably.

€734

Van Rental: **Essential transportation cost**

€564

Flights: **International and domestic travel**

€875

Fuel: **Key travel expense for distance**

€100

Cash: **Essential for daily expenses**

€600

Food : **groceries, cafés and restaurants**

€37

Camping : **Heated Paid Campsite for Winter**

€115

Visas

€741

All activities : **including museums, park entrance fees, hikes, cruises, etc.**

Traveling can be a life-changing experience, and being aware of costs can enhance the adventure. With careful planning, you can allocate funds to maximize enjoyment and discovery. An amazing trip is possible within a reasonable budget with the right preparation.

Yes, a trip to New Zealand can be costly, but what exactly are you paying for?

If you are traveling from Europe, the largest chunk of your budget will be the flight ticket.

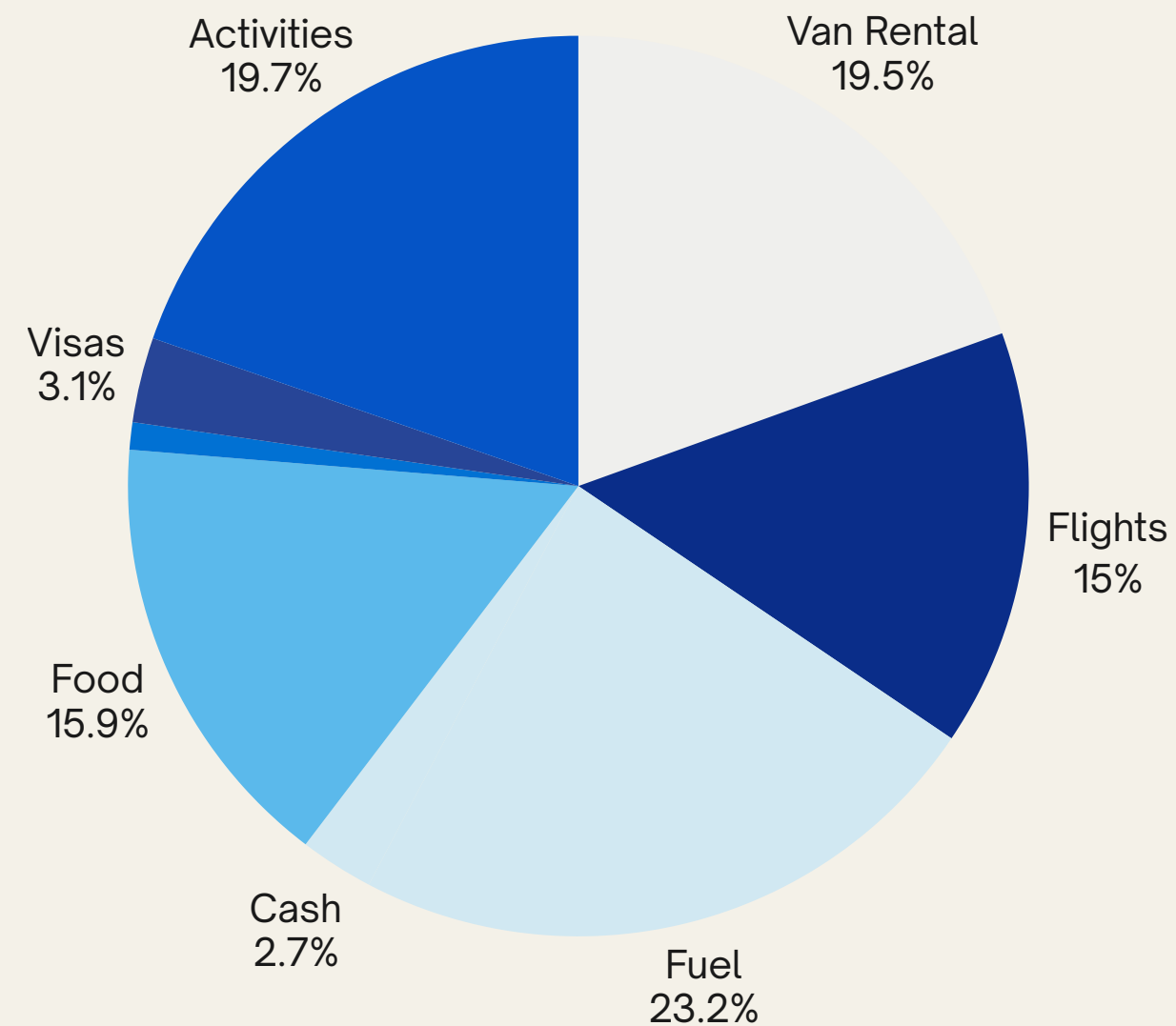
We traveled from Indonesia, which significantly reduced that cost for us.

The second major expense will be your accommodation: will you opt for a campervan, or stick to hotels/hostels?


We strongly recommend choosing a van rental. This choice offers greater freedom and allows you to cook directly in your vehicle, saving money.

Since your transport, accommodation, and restaurant are all rolled into one, it's a huge benefit—plus, it's a truly amazing experience!

For more detailed ways to save on your expenses, you can find all our tips directly in our blog.



Accommodation Plan



There are several options for lodging in New Zealand. The one we recommend—which is, in our opinion, the most authentic, budget-friendly, and freedom-giving—is renting a campervan.

The Campervan Life (Recommended)

There are several agencies offering van rentals. We chose Traveller Autobarn.

Our van was well-equipped; it did not have an in-van shower, but we will give you detailed tips on showering and other van-life essentials in specific articles on our blog.

Other popular and reliable companies include:

- **Traveller Autobarn**
- **Jucy**
- **Maui**

All three are excellent choices, with Maui generally considered the most high-end (and thus more expensive).

💰 **Price Range Note:** Van rentals can range from \$50 to \$250+ NZD per day depending on the season, the agency, and the van model (basic vs. luxury). Booking during winter or the shoulder season will significantly reduce your costs!

The second option is to stay in hostels, hitchhike, or rent a standard car to explore the country.

While this can save on the daily rental fee of a van, remember you will still have to pay for accommodation every night, which can sometimes add up to more than a campervan rental.



TRAVEL ITINERARY -

This itinerary is customizable based on your available days on site; it is currently structured for a minimum of one month or more.

- Wellington
- Paraparaumu Beach
- Hunterville
- Taupō
- Rotorua
- Lake Tikitapu (Blue Lake)
- Lake Tarawera
- Lake Okareka
- Hobbiton
- Waitomo
- Putaruru Springs
- Coromandel Peninsula
- Whitianga
- Cathedral Cove
- Opito Bay
- Otama Beach
- Hot Water Beach
- Auckland
- Te Henga (Bethells Beach)
- Mercer Bay Loop
- Long Bay Beach



- Fairlie
- Lake Tekapo
- Mount Cook
- Twizel
- Omarama
- Cromwell
- Wanaka
- Paringa
- Fox Glacier
- Franz Josef Glacier
- Hokitika
- Greymouth
- Westport
- St Arnaud (Nelson Lakes National Park)
- Richmond
- Abel Tasman
- Golden Bay
- Wharariki Beach
- Cape Farewell
- Pупonga Farm Park
- Pupu Springs
- Takaka Village
- Tonga Island
- Picton
- Queenstown
- Te Anau
- Milford Sound
- Orepuki (Gemstone Beach)



New Zealand Itinerary




By **Thomel.adventures**




MUST-DO ACTIVITIES – NORTH ISLAND




<i>Taupō</i>	<i>Rotorua</i>	<i>Hobbiton/Hamilton</i>	<i>Waitomo</i>	<i>Coromandel Peninsula</i>	<i>Auckland</i>
<p>Relax at AC Baths & Outdoor Thermal Pools</p> <p>Visit: Wai-O-Tapu + Lady Knox GeysER CRATER of the MOON Huka Falls Lake Taupō Wairakei Terraces Spa Hike the Pouakai Circuit (just before Taupō)</p>	<p>Walk the REDWOODS TREE Walk</p> <p>Explore lakes: Lake Tikitapu (Blue Lake) Lake Tarawera (Tarawera Trail) Lake Okareka</p> <p>Visit: Kuirau Park Okere Falls</p>	<p>Tour the Hobbiton Movie Set</p>	<p>Walk at Putaruru Springs Visit the Waitomo Glowworm Cave</p>	<p>Whitianga</p> <p>Visit: Cathedral Cove Opito Bay Otama Beach (Optional: Hot Water Beach)</p>	<p>Beaches: Te Henga (Bethells Beach) Mercer Bay Loop Walk Long Bay Beach</p> <p>Culture & city visits: Auckland War Memorial Museum Māori Cultural Experience</p> 



MUST-DO ACTIVITIES – SOUTH ISLAND




<i>Lake Tekapo & Mount Cook</i>	<i>Wanaka</i>	<i>Queenstown</i>	<i>Te Anau</i>	<i>Paringa</i>	<i>Franz Joseph</i>	<i>Kaikoura</i>	<i>Abel Tasman & Golden Bay</i>
<ul style="list-style-type: none"> • Visit Lake Tekapo • HIKES: • MOUNT COOK AREA • HOOKER Valley Track • MUELLER Hut Route • Visit MOUNT JOHN OBSERVATORY 	<ul style="list-style-type: none"> • Rob Roy Glacier Track • ROYS PEAK <u>Track</u> • Walk along Lake Wanaka • Visit the famous Wanaka TREE • Activities: • Skydive • Canyoning 	<ul style="list-style-type: none"> • Visit Lake Wakatipu • SCENIC DRIVE TO GLENORCHY • Visit Kawarau Bridge (bungy jump optional) • Ride the Skyline Gondola • HIKES: • BEN LOMOND Summit • Bob's Cove • Optional skiing (if IN SEASON) • Visit the Botanic Garden 	<ul style="list-style-type: none"> • Milford Sound CRUISE • Stops along the way: • MIRROR LAKES • Eglinton Valley • LAKE TEANAU 	<ul style="list-style-type: none"> BLUE POOLS Walk Visit Lake Hawea Optional hikes: BREWSTER Glacier Track ROBERT'S POINT Track 	<ul style="list-style-type: none"> FRANZ JOSEF Lookout Walk FOX Glacier Lookout Walk 	<ul style="list-style-type: none"> • Whale Watching (boat tours) • Dolphin Swimming / Dolphin Watching • Seal Colony VIEWING (NEW ZEALAND FUR SEALS) • ALBATROSS & SEABIRD TOURS • KAIKOURA PENINSULA Walkway (coastal hiking trail) • SCENIC Flights (whales, MOUNTAINS, COASTLINE) • Kayaking TOURS (OFTEN with SEALS) 	<ul style="list-style-type: none"> EXPLORE GOLDEN Bay: Wharariki Beach Cape Farewell Pupu Springs Puponga Farm Park Kayaking to Tonga Island Visit Takaka Village





Thank
YOU



@thomel.adventures

Thomel.adventures.
com



thomel.adventures

